


General checkup

1 Check free play on steering wheel while arresting front wheels. The free play on steering wheel circumference should not exceed max.
a = 25 mm in center position of steering.


2 If the steering wheel play is higher, check steering linkage, steering intermediate lever, steering, steering coupling and bearing play of front axle.



Steering linkage

3 Check play of track rods and drag link by energetically shaking linkage manually.


If required, replace drag link or ball joints of track rod.



Intermediate steering lever

4 Check play of intermediate steering lever by energetically pushing up and down.

If required, replace rubber slide bearing in journal bearing.



Steering

If no abnormal play shows up in steering linkage and on front axle, and provided that the steering is neither renewed nor reconditioned, check and adjust installed steering while accurately observing adjusting instructions (46–480).