

A. Model 114, 115

Removal

- 1 Discharge overpressure in cooling system.


With radiator cap mounted, disconnect capillary tube of telethermometer on engine housing and close threaded hole in engine housing. Not applicable on vehicles with electric coolant indicator.

- 2 Cover jacket tube with a rag as a protection against scratching.

- 3 Force instrument cluster out of instrument panel from the rear and pull out slightly.

Note: Instrument cluster is held in instrument panel by rubber ring (2).

- 4 Unscrew knurled nut of tachometer shaft.



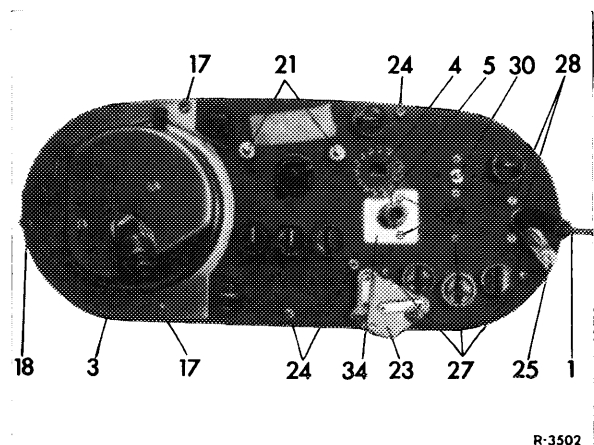
- 5 Pull off multi-point plug (4).

- 6 Disconnect oil pressure line (5).

- 7 Pull capillary tube (1) of telethermometer through front wall and completely remove instrument cluster.

Installation


- 8 For installation proceed vice versa.



R-3502

Line-up of coupler

- | | |
|-------------------|---------------------|
| 1 green | 9 grey/purple/green |
| 2 blue/black | 10 brown |
| 3 black/blue | 11 black/white |
| 4 brown/white/red | 12 white/blue |
| 5 blue/green | 13 black/green |
| 6 blue/red | 14 red/yellow |
| 7 vacant | 15 vacant |
| 8 blue | |




1544-7974

B. Model 116

Note


The instrument cluster is held in cutout by means of a molded rubber strip.

For pulling out instrument cluster, the instrument panel can be slightly raised above cluster. To prevent any damage to front frame, do not force out instrument cluster by means of a screwdriver or the like.



Removal


- 1 Remove tachometer shaft from cable strap under lefthand floor mat in range of jacket tube.
- 2 Pull out instrument cluster as much as possible and loosen tachometer shaft, electric connections and oil pressure line.
- 3 Remove instrument cluster laterally at the right.



Installation

- 4 For installation proceed vice versa.

When connecting tachometer, make sure that the tachometer shaft is not bent too much, since this might cause running noises.



Instrument cluster with time clock and revolution counter (special equipment)