

## Special Tool

Removing mandrel for accelerator pedal (Fig. 2)

self-made

## Removal

**1** Take accelerator pedal (51) out of the bearing plate (54) (Fig. 1). By disengaging the clip from bearing plate by means of removing mandrel (Fig. 2).




Fig. 1

51 Accelerator pedal  
54 Bearing plate

**Be sure to use removing mandrel, so that the clip (53) is not damaged or strained.**

**2** Pull accelerator pedal (51) in upward direction and remove from accelerator lever (49) (Fig. 3).




Fig. 3

49 Accelerator lever  
51 Accelerator pedal  
52 Joint  
53 Clip  
54 Bearing plate

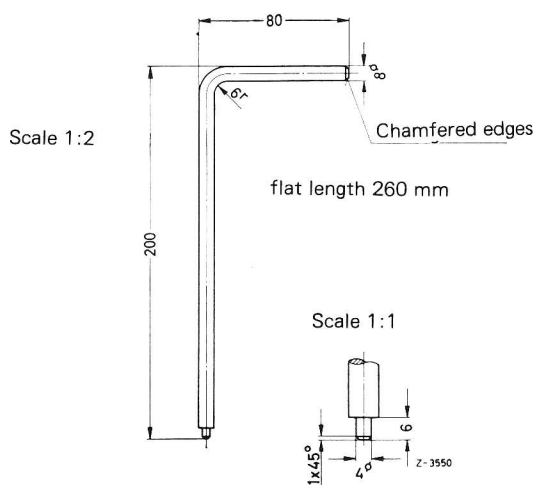


Fig. 2

Removing mandrel

## Installation

**3** Slide accelerator pedal (51) with joint (52) into accelerator lever (49) and press tight on bearing plate for safe engagement of clip (53) (Fig. 3).