

All types except type 113


## Quantity

Type	100	107, 108, 109, 116	111	114, 115
Refrigerant R 12	1 800 g	1 000 g	800 g	1 200 g


- With the engine running and the air conditioning system switched on, check whether the white ball floats or that the refrigerant flows through free of bubbles.

If the white ball does not float or the formation of bubbles or foam is observed at the inspection window, the air conditioning system contains too little refrigerant.


**Note:** If necessary, top up the air conditioning system. In case of a loss of refrigerant of more than 200 g, check the air conditioning system for leaks.




Type 100  
1 Inspection window




Type 107  
1 Inspection window




Type 108, 109, 111  
Behr manufacture  
1 Inspection window




Type 108.016, 108.018, 108.019  
Thermoking manufacture, only in USA vehicles  
1 Inspection window




Type 114.06, 114.07 Righthanddrive  
1 Inspection window




Type 108.067, 108.068, 109.057  
Thermoking manufacture, only in USA vehicles  
1 Inspection window



Type 116.020, 116.024  
1 Inspection window



Type 114, 115 Lefthanddrive  
1 Inspection window



Type 116.028, 116.032, 116.033  
1 Inspection window