

## Oil change, rear axle

All models

### Oil types

For rear axle <b>without</b> differential with limited slip (positive traction) approved oils	Hypoid transmission oil SAE 90 refer to „Specifications for Service Products“ page 235
For rear axle <b>with</b> differential with limited slip (positive traction) approved oils (observe reference plate on rear axle housing)	Special hypoid transmission oil SAE 90 refer to „Specifications for Service Products“ page 235.3

### Oil quantities

Model	Liters	
100	3.25	
107, 116.036	1.3	
108, 109, 111, 113	2.5	
114, 115	with closing cover 1st version	1.15
	with closing cover 2nd version	1.0
116.020, 123	1.0	

### Special tool

Socket/box wrench 14 x 17 mm



000 589 24 07 00

### Conventional tool

Screw driver insert 14 mm, 1/2" square

e. g. made by Hazet, D-5630 Remscheid, no. 985-14


### Note

When checking and changing oil vehicle must be free standing on wheels.

Before changing oil check sealing on rear axle!


Carefully tighten drain and filler screws.

- Drain oil only with rear axle at operating temperature.
- Top up with recommended quantity of oil.
- Check level of oil: level must reach top of oil filler opening.




Models 100, 108, 109, 111, 113






Models 114, 115      Closing cover 1st version



Models 114, 115      Closing cover 2nd version  
Models 107, 116 and 123



Model 116.036  
Rear axle with differential with limited slip (positive traction)  
(diagonal swing axle with large center piece)

1 Reference plate for rear axle with differential with limited slip (positive traction)