


The hub cap serves for covering rim hub.

A. Models 107, 114, 115, 116, 123 and 126

The light alloy hub cap (6) is fastened in rim hub by means of three holding springs (4).




1st version up to December 1977

- 4 Holding spring
- 6 Light alloy hub cap

R 40-5042

The plastic hub cap (6) is fastened to hub of rim by means of three holding cams (6a) and annular spring (8).




2nd version starting January 1978

- 6 Plastic hub cap
- 6a Holding cam
- 8 Annular spring


140-20047

For removal, carefully push out hub cap from inside wheel, for insertion, push-on cap with ball of thumb.



- 4 Holding spring
- 6 Light alloy hub cap


R 40-5043



- 6 Plastic hub cap
- 6a Holding cam
- 8 Annular spring

B. Model 201


The plastic hub cap (6) is fastened in rim hub by means of three holding cams (6a).



- 6 Plastic hub cap
- 6a Holding cam

140-23738

For removal, carefully push out hub cap from inner side of wheel, for insertion, push-on hub cap with ball of thumb.



- 6 Plastic hub cap
- 6a Holding cam

140-25704