



Designation: M 1

Layout: Main ground behind instrument cluster




Designation: M 2

Layout: Ground at front right, near lamp unit




Designation: M 3

Layout: Ground at wheelhouse front left, near ignition coil




Designation: M 4

Layout: Ground, dome lamp front



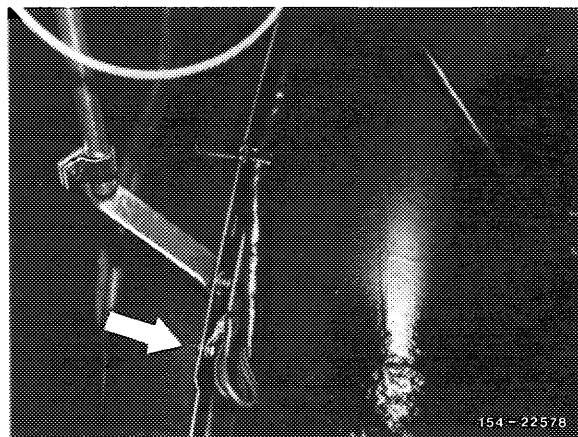
Designation: M 5

Layout: Ground engine (unit screwed into engine, e.g. temperature sensor)



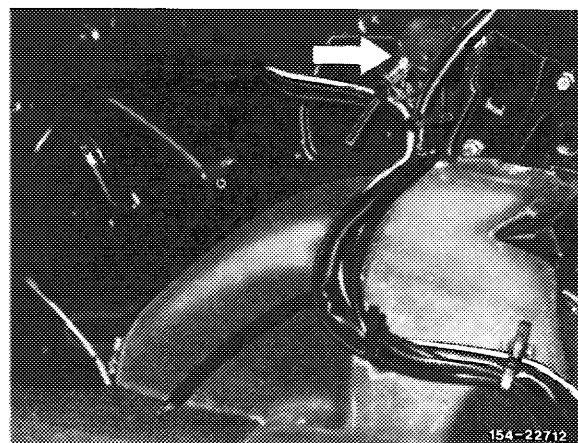
Designation: M 6

Layout: Ground, trunk at wheelhouse left



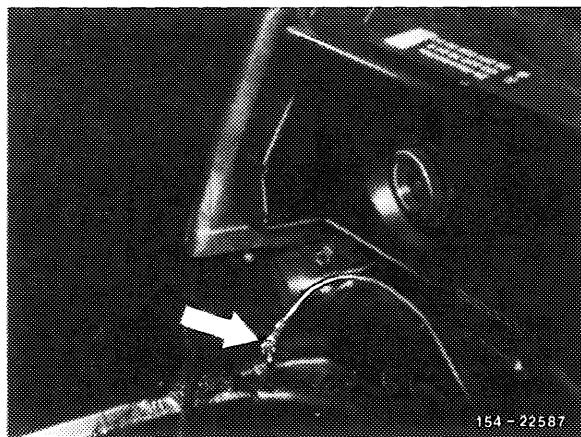
Designation: M 6

Layout: Ground, trunk above wheelhouse left T-models



Designation: M 7

Layout: Ground, trunk at wheelhouse right



Designation: M 7

Layout: Ground, trunk rear, wheelhouse right
T-models



Designation: M 8

Layout: Ground back door, T-models

