

Types 100 109

Vehicles up to March 1971 only

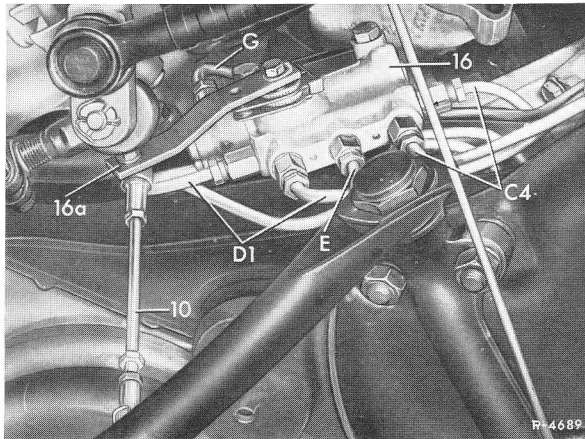
Not required for vehicles as from April 1971 with maintenance-free ball joints

Every 45 000 km / 30 000 miles

Grease


Long-term grease

see: Operative Materials Page 266.2



Level control valve on front axle

- 10 Linkage
- 15 Left level control valve
- 16a Lever



Level control valve on rear axle


- 7a Torsion bar lever
- 8 Level control valve
- 8a Lever
- 10 Linkage for level control valve

- After taking off locking wire remove linkages on level control valves of front and rear axles.
- Clean ball sockets and ball pins and check for wear.
- Check sealing washers and renew if necessary.

- Grease ball sockets, assemble and secure.

Note: If worn ball joints have to be renewed, then the level of the vehicle must be readjusted.

Do not pull ball pin out of ball socket of maintenance-free ball joints



Former version

- 1 Ball socket
- 2 Ball pins
- 3 Sealing washer
- 4 Locking wire



Maintenance-free version